

DIRECTIONS

For Producing 2-Component, Polymer-Modified, Bitumen Thick Coatings

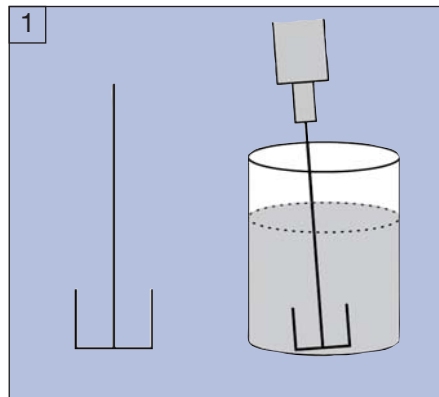


IMPORTANT NOTES:

Producing Ready-to-Use, 2-Component PMB – Step for Step

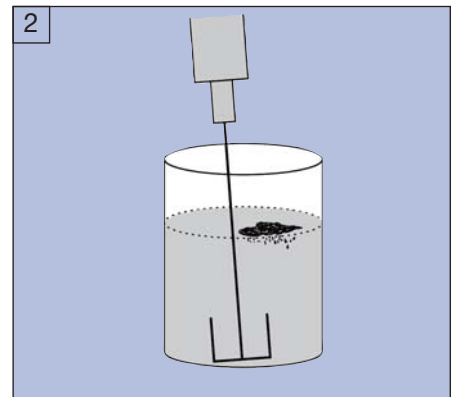
III. 1

Place a drill with anchor mixing tool (Art. No. 4249) into the container.



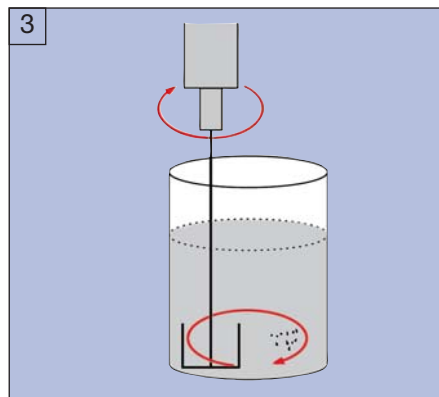
III. 2

Add the entire powder component to the bitumen emulsion.



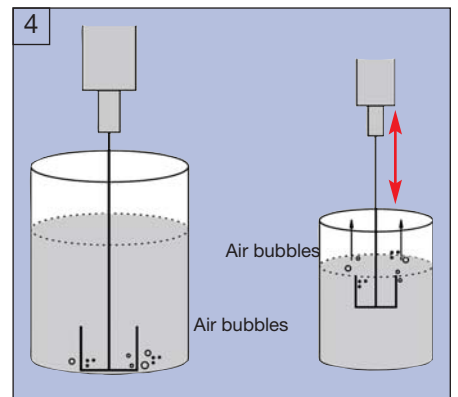
III. 3

Work the powder into the emulsion until homogenous at a speed between 700-900 rpm. Mix for 30 seconds, then switch off the drill.



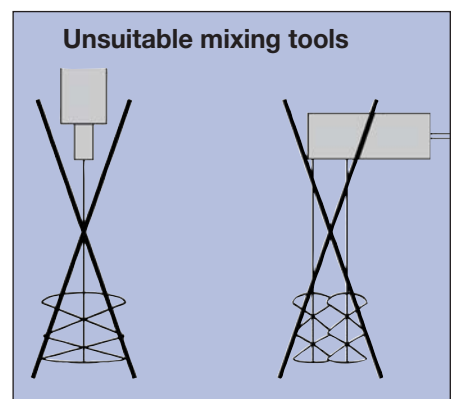
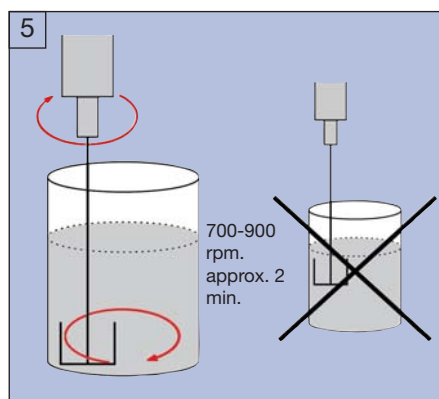
III. 4

Allow trapped air to escape by lifting the anchor mixing tool. Scrape off remaining powder from the sides of the container with a trowel, returning to the center of the mixed material.



III. 5

Then mix again for 2 minutes. Always leave the anchor mixing tool at the bottom of the container while mixing.



Consulting and Sale:

**Remmers (UK) Limited Crawley
United Kingdom**

Tel.: +44(0) 845 373 0103
Fax: +44(0) 845 373 0104
www.remmers.co.uk

**Remmers India Pvt. Ltd.
Gurgaon**

Tel.: +91 124 400 9131
Fax: +91 124 400 9134
www.remmers.in

